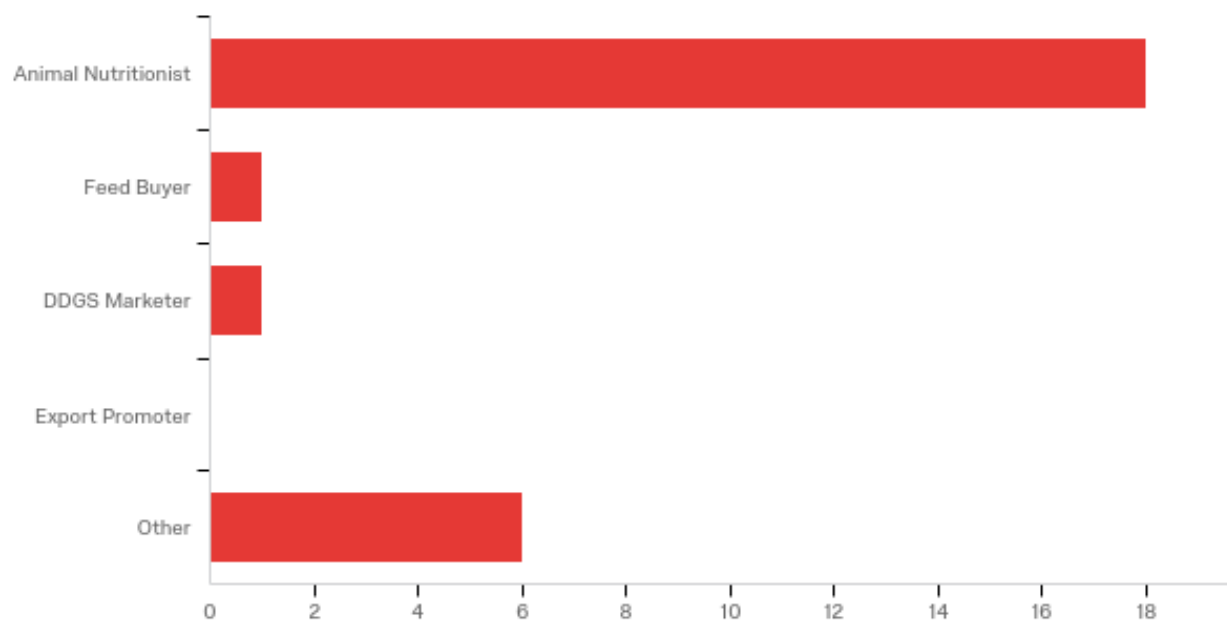
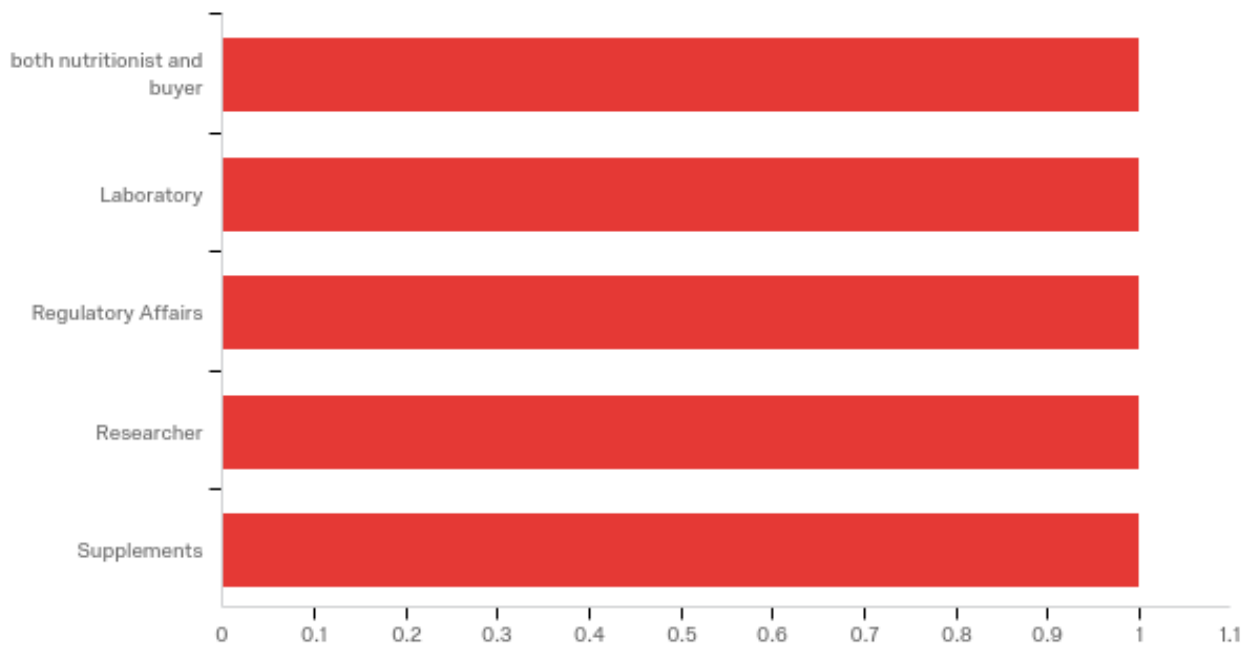


Q1 - What role do you play in the DDGS market?



#	Field	Minimum	Maximum	Mean	Std Deviation	Variance	Count
1	What role do you play in the DDGS market? - Selected Choice	1.00	5.00	2.04	1.68	2.81	26

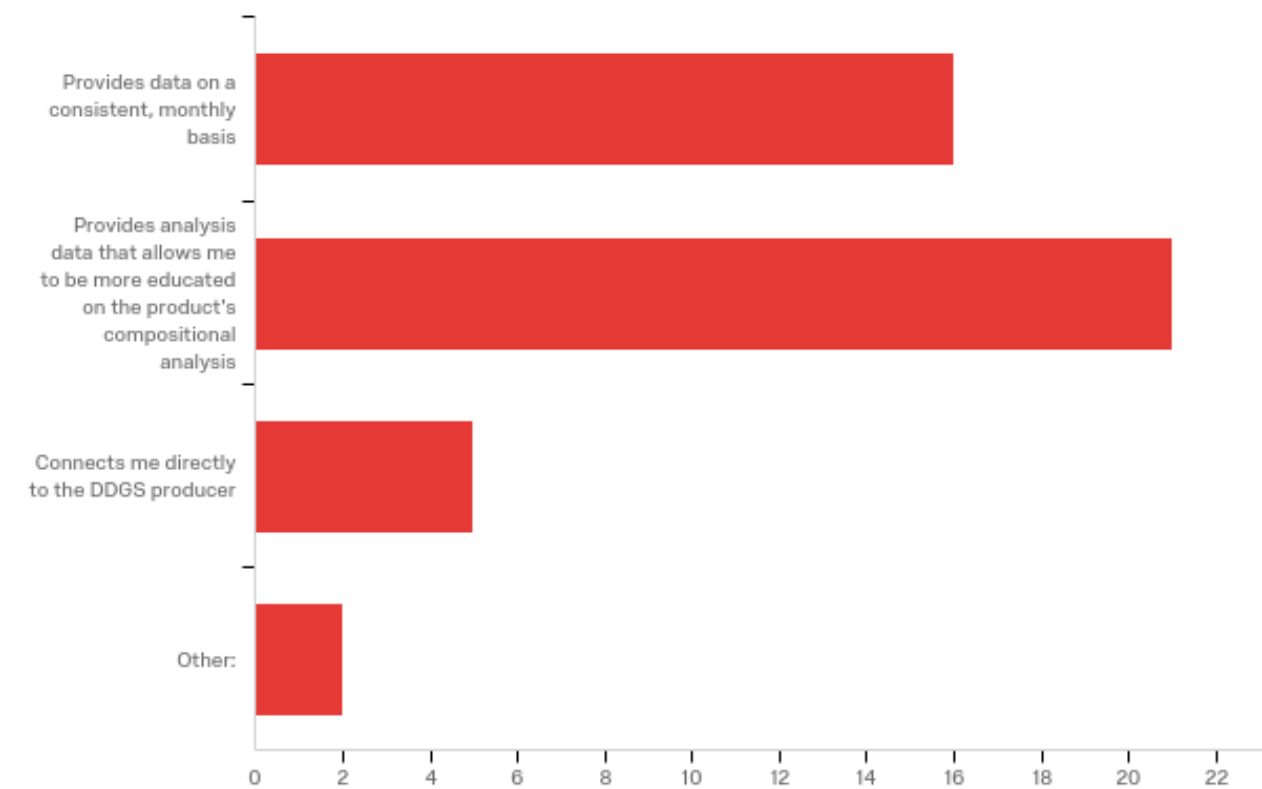
#	Answer	%	Count
1	Animal Nutritionist	69.23%	18
2	Feed Buyer	3.85%	1
3	DDGS Marketer	3.85%	1
4	Export Promoter	0.00%	0
5	Other	23.08%	6
	Total	100%	26



Data source misconfigured for this visualization

Answer	%	Count
both nutritionist and buyer	20.00%	1
Laboratory	20.00%	1
Regulatory Affairs	20.00%	1
Researcher	20.00%	1
Supplements	20.00%	1
Total	100%	5

Q2 - How may the Coproducts Project help you in buying or marketing DDGS? (Select all that apply)



#	Answer	%	Count
1	Provides data on a consistent, monthly basis	36.36%	16
2	Provides analysis data that allows me to be more educated on the product's compositional analysis	47.73%	21
3	Connects me directly to the DDGS producer	11.36%	5
4	Other:	4.55%	2
	Total	100%	44

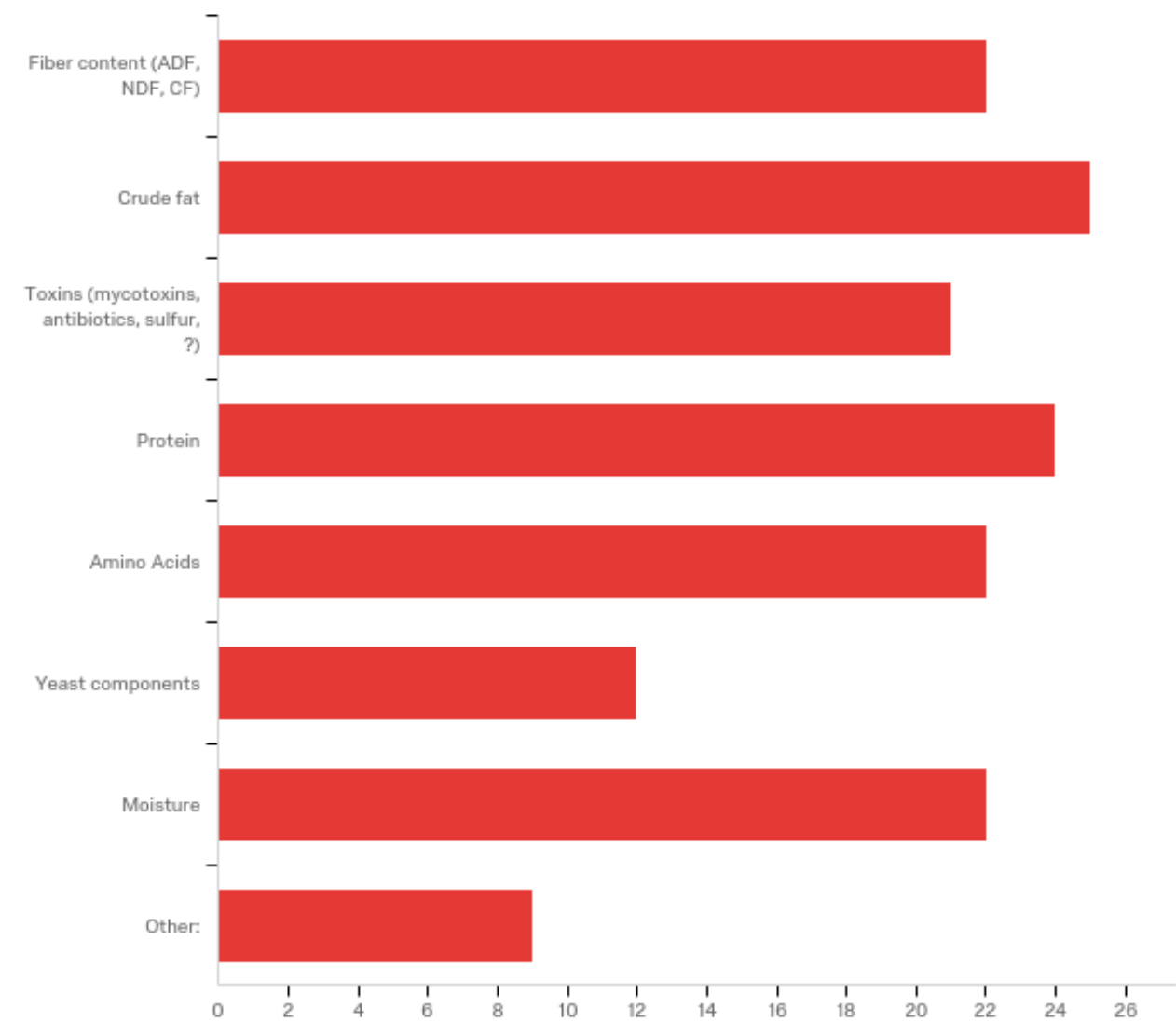
Other:

Other: - Text

It is a useful initiative !

Understand industry concerns

Q3 - What nutritional analysis data would you like to see gathered by the Project? (Select all that apply)



#	Answer	%	Count
1	Fiber content (ADF, NDF, CF)	14.01%	22
2	Crude fat	15.92%	25
3	Toxins (mycotoxins, antibiotics, sulfur, ?)	13.38%	21
4	Protein	15.29%	24
5	Amino Acids	14.01%	22
6	Yeast components	7.64%	12
7	Moisture	14.01%	22

8	Other:	5.73%	9
	Total	100%	157

Q3_8_TEXT - Other:

Other: - Text

Hunter L color analysis

Aflatoxinas, Vomitoxins

n/a

total phytate

Oxidative quality of the fat inDDGs

Fatty acids

Minerals

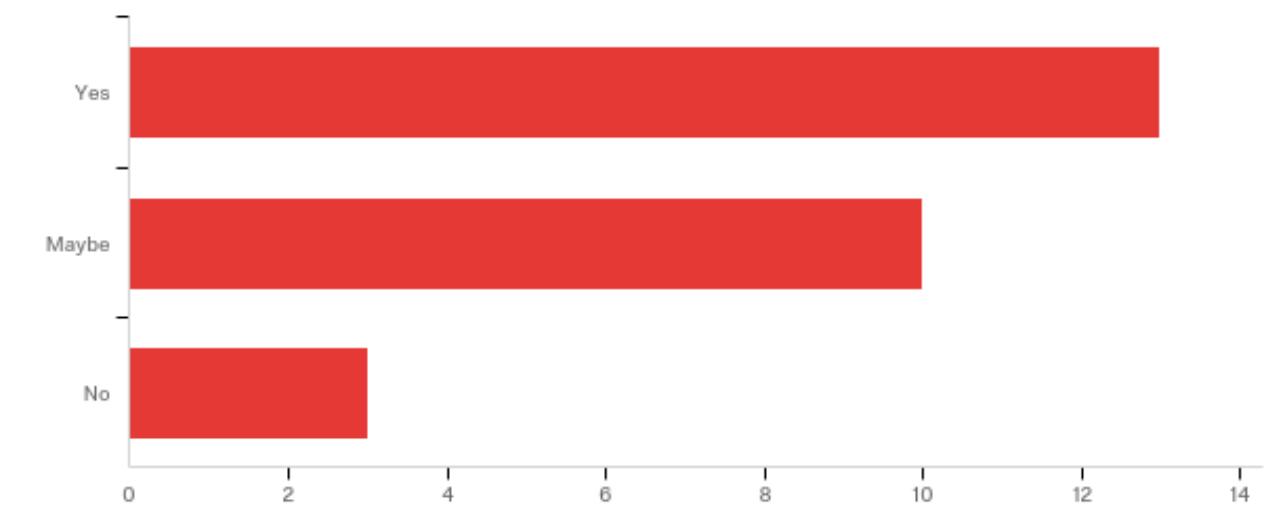
total dietary fiber

Sulfur, lysine, methionine

Q4 - If there was a cost associated with utilizing the results of the Project, would you be willing to pay in order to get the data?

#	Field	Minimum	Maximum	Mean	Std Deviation	Variance	Count
1	Monthly dollar amount	0.00	50.00	19.05	13.96	194.75	20

Q5 - If a consortium of people was gathered to better educate the related industries to the DDGS market, would you consider attending?



#	Field	Minimum	Maximum	Mean	Std Deviation	Variance	Count
1	If a consortium of people was gathered to better educate the related industries to the DDGS market, would you consider attending?	1.00	3.00	1.62	0.68	0.47	26

#	Answer	%	Count
1	Yes	50.00%	13
2	Maybe	38.46%	10
3	No	11.54%	3
	Total	100%	26

